





Easter Nests



You will need:



200g chocolate



85g shredded wheat



200g mini eggs



Cake cases




1. Break the shredded wheat into pieces



2. Melt the chocolate in a bowl over a




pan of boiling water. An adult will help



you.



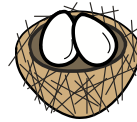
3 Mix the chocolate with the



shredded wheat.

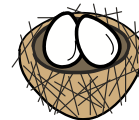


4. Spoon the mixture into cake cases, pressing




down in the middle to make a nest shape.

3



5 Place three mini eggs into each nest.



6 Put your Easter nests in the fridge to



cool.



7 Eat and Enjoy