
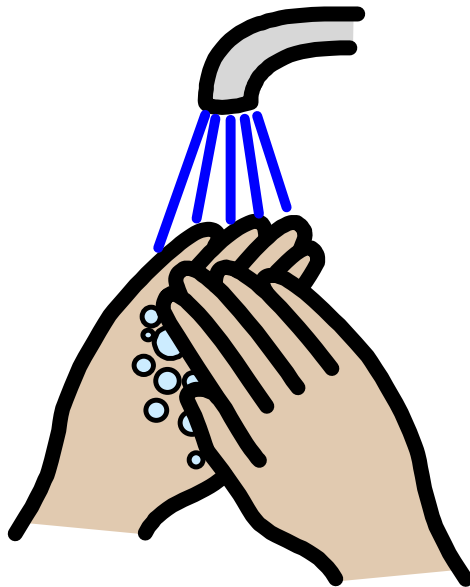



Learning to make baked




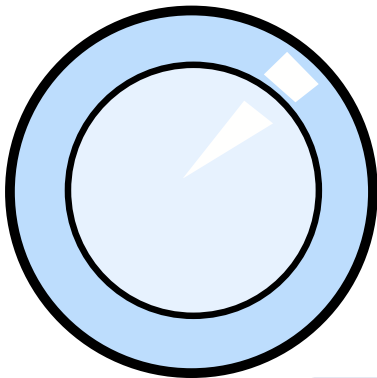

beans on toast





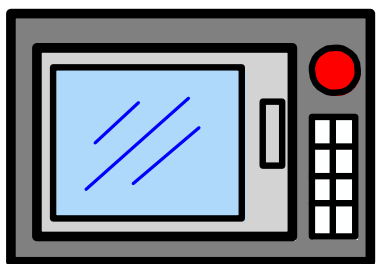
Wash hands



Get Ingredients



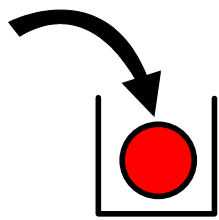
Get Equipment



1

2

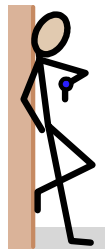
Put 1 or 2 slices of bread



into the toaster




Push the lever down





and wait

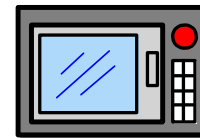

4



Put 4 spoons of

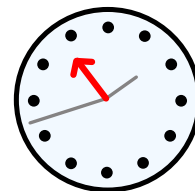


beans in bowl



Put baked beans in microwave

2




and cook for 2 minutes

Put on plate and Butter



toast


4



Put 4 spoons of




baked beans on the toast



Eat

and



enjoy



Good Work