



Gardening Home Learning Ideas



Winter beautiful season to get outside and observe.
Garden or a windowsill there are plenty of activities:

Observe nature: take the time to sit and watch the local wildlife for an allotted period of time. Perhaps sit in an outdoor space or a comfy chair by the window. Talk to your family about what you can see, hear and notice about the wildlife you spot.

Make a habitat for the wildlife on your doorstep. You will find so many ideas online to make bug hotels, hedgehog hides and homes for water based creatures.


There are not so many things to grow during the Autumn and Winter Months however plenty of jobs to do. It's the perfect time to wash and weed your pots, rake up fallen leaves, plant bulbs, tidy borders, create flower beds and plant herbs inside.

Regrow some vegetables or plants. <https://about.spud.com/blog-regrowing-vegetables-from-scrap/> this website shows you how to regrow vegetables from your kitchen. We would love to see your experiments, try growing them under different conditions (Dark, Cold, outside and inside) keep your evidence!




Observing Nature:

Ways to get wild




Make a hedgehog cafe

Invite some spiky friends around for dinner!



Build a bird box

Make a cosy home for the birds that visit your garden.



Wild weather

Rain or shine - can you help us measure the weather?

Take a quiet moment to observe nature either outside or make a comfy spot by a window.
Keep a journal of what you have seen, take photographs, collect items such as leaves to stick in and make notes.

<https://www.plt.org/educator-tips/nature-walk-activities>

In School we take part in the RSPB wild challenge we have achieved our Silver award!!

Lots of activities to do at home:

<https://www.rspb.org.uk/fun-and-learning/for-families/family-wild-challenge/>



Take a look at the Great British bird Watch <https://www.rspb.org.uk/get-involved/activities/birdwatch>



Habitats:



Bird feeders:

You may wish walk to a local river and feed bread to the swans, if you would like to create a bird feeder at home you can use general bird food and lard. To make these mix the seed and lard in a bowl and shape into a ball.

<https://www.nationaltrust.org.uk/features/no-36-make-a-home-for-wildlife>

Bug Hotels:

These can be created anywhere using items you find around the garden or out on your walks. Choose an outside space to start your build.

What you can use:

- Wood
- Sticks
- Moss
- Bricks
- Stones
- Card/paper

Planting

It's a great time to plant herbs on a window sill. Here is a basic guide to planting from seeds.



Grow in pots (pots can be yogurt pots with holes for drainage)

1. Sow seeds thinly across a 25cm pot filled with seed compost.
2. Cover with a 1cm layer of compost and water.
3. Leave in a cool spot to germinate and make sure the compost doesn't dry out.

Germination can take up to six weeks.

It's important to keep pots clean. Using warm soapy water give them a good wash and a rinse.



Plan a Vegetable, wildflower or flower patch. Choose a nice sunny spot in the garden to create your patch. You can choose whatever shape you would like. It's a good idea to plan on paper first then get digging.

Jobs in the Garden



Weed paths and flower beds. It's much easier to weed after it's rained!

